Electric Crawler Crane

MODEL EC80

Eco-friendly | 100% electric | Less noise | Zero emission

PV-E Crane B.V.
Everdenberg 17
4902 TT Oosterhout

+31 (0)184 - 425 949
www.pv-ecrane.com
info@pv-ecrane.com

PV-E CRANE

PV-E CRANE

We, at PV-E Crane B.V., are pleased to offer you our electric crawler crane EC Series. All models from the crane PV-E Crane EC series are equipped with an electric motor with a power of up to 250kW and exchangeable battery packs with a total capacity of 260kWh.

With the standard version, you can work for 8 hours without a plug. If extra working hours are required, this can easily be done by renting or buying an extra battery pack.

The two battery packs are based on lithium iron phosphate batteries (LiFePO4) and are built according to the latest developments in traction cell technology and have many advantages:

- Safe
- Chemically stable
- Long lifespan
- Can be charged from any charge level without shortening lifespan
- Not subject to memory issues
- Efficient

Charging with 44 kW per hour from a 63 Amp connection means less than 3 hours charging time per battery (130kWh) from empty to full.

Moreover, (LiFePO4) batteries are 100% maintenance-free and do not need to be topped up with demineralized water like conventional lead-acid batteries, for example. They are 100% recyclable or reusable because they do not contain any acids or heavy metals.

An external diagnostic system gives you access to the crane's electronics to read the required data of the crane from your office.

Battery pack

PV-E Crane swapable battery pack



Electric motor

PV-E Crane electric power train

CONTENTS

1 Technical data — Pagina 4

2 Overall dimensions — Pagina 5 t/m 6

3 Specifications — Pagina 7

4 Machine configuration — Pagina 8

5 Notes | Load chart — Pagina 9

6 Working range | Main boom — Pagina 10

7 Load chart | Main boom — Pagina 11

8 Working range | Runner — Pagina 12

9 Load Chart | Runner — Pagina 13

10 Working range | Fixed jib — Pagina 14

11 Load chart | Fixed jib — Pagina 15 t/m 16

12 Boom and fixed jib configurations — Pagina 17

13 Transport dimensions and weights — Pagina 18 t/m 22

TECHNICAL DATA

Items	Unit	Data
Max. rated lifting capacity	t	80@3,55m
Mainboom length	m	13 - 58
Fixed jib Length	m	19-18
Mainboom + fly jib max. lenght	m	46 + 18
Runner jib	t	12,5
Boom derricking angle	º	30 - 80
Hook blocks	t	80/25/7
Main winch hoist , lower (rope dia 22mm)	m/min	110
Aux. Winch hoist lower (rope dia 22mm)	m/min	110
Boom hoist lower rope dia 22 mm)	m/min	60
Swing speed	r/min	3,1
Travel speed	Km/h	1,33
Number of reevings		11
Single line pull	t	7
Electric motor (nominal)	kWh	250
Swing radius	mm	4356
Transport dimension	mm	12990x3260x250
Weight base machine	t	72
Ground bearing pressure	Mpa	0,085
Counterweight	t	24
Carbody weights	t	2,1

OVERALL DIMENSIONS

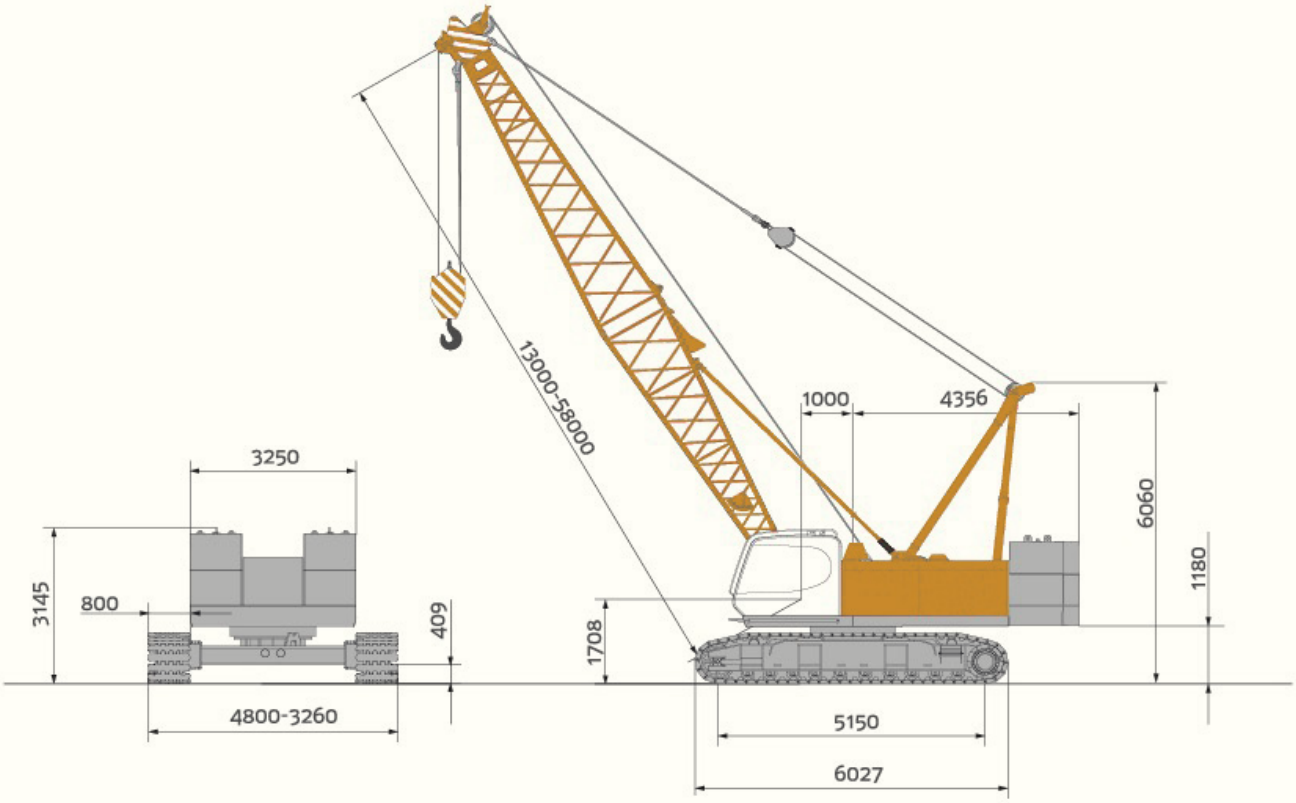

OVERALL DIMENSIONS

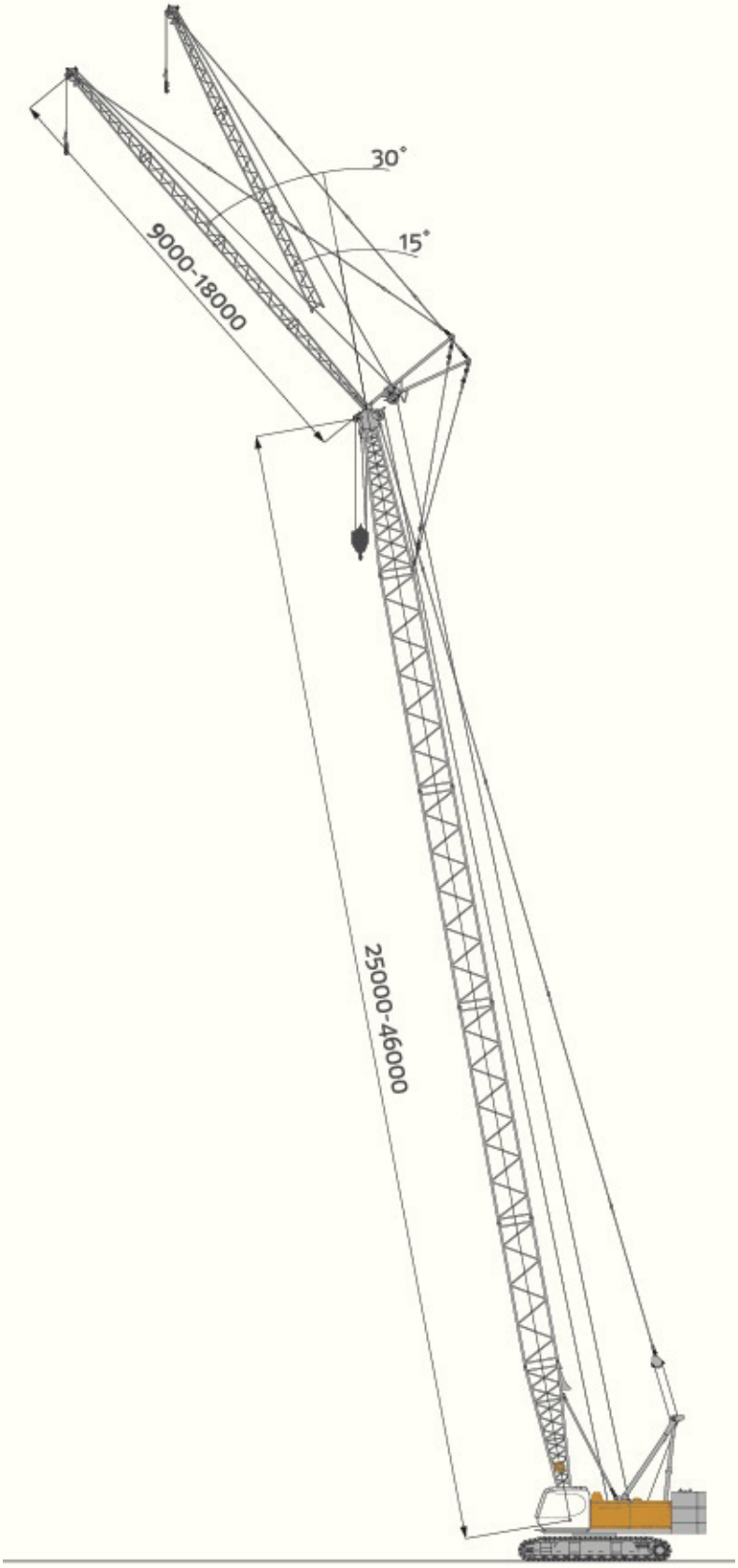

SPECIFICATIONS

Motor

250kW (nominal) electric motor

Hydraulic system

Rextroth main pump
ISO standard
Capacity oil tank: 500L

Battery pack

2 x 130 kWh = total 260kWh / 650 volt
Standard 8 working hours disconnected from the grid
Interchangeable battery pack
Rechargable in 3 hours (63A) per battery (130kWh)
Active Cooling

Certifications

CE - product complies with the European requirements in the field of safety, health and the environment
EMC - Electromagnetic compatibility

Advantages

100% Fuel saving
100% NOX free
100% CO2 free
100% Electric
100% SSSSST....

Winches W1 & W2

Single line pull : 7t | Rope diameter: 22mm
Winch speed : 0~110m/min

Boom hoist winch

Single line pull : 6t | Rope diameter: 18mm
Winch speed : 60m/min

Undercarriage

Travel speed : 0~1.33km/h

Boom

Upper boom with 5 sheaves.
Boom Length : 13~58m | Fixed Jib : 9~18m

Counterweights

Configuration counterweights:
6 pieces of welded boxes
Counterweights : 24t

MACHINE CONFIGURATION

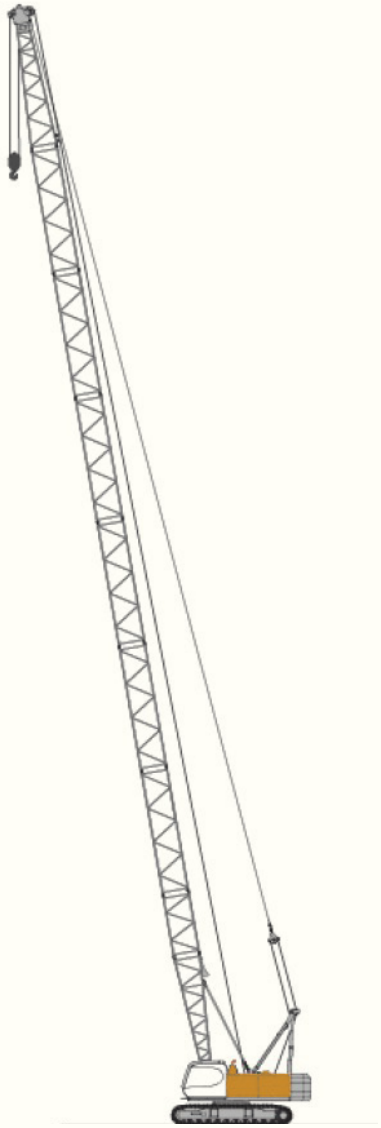

Main boom

Max. lifting capacity
80t x 3,55m

Max. boom length
58m

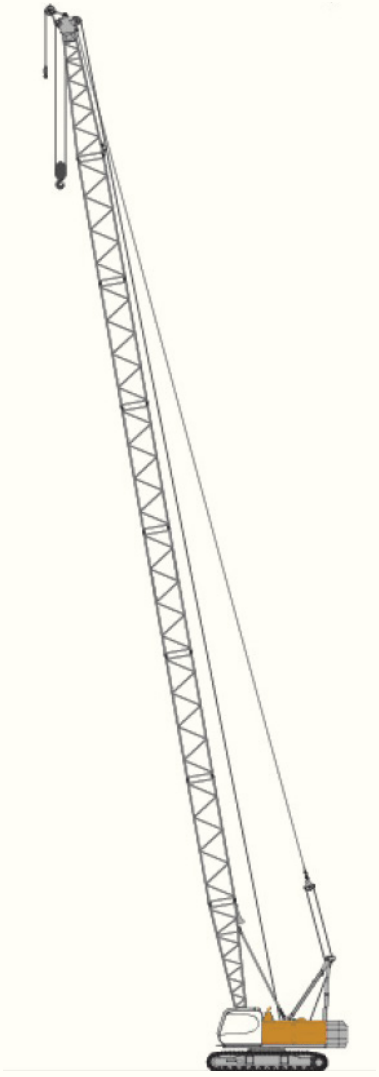

Runner

Max. lifting capacity
6,5t x 24,1m

Max. boom length
55m

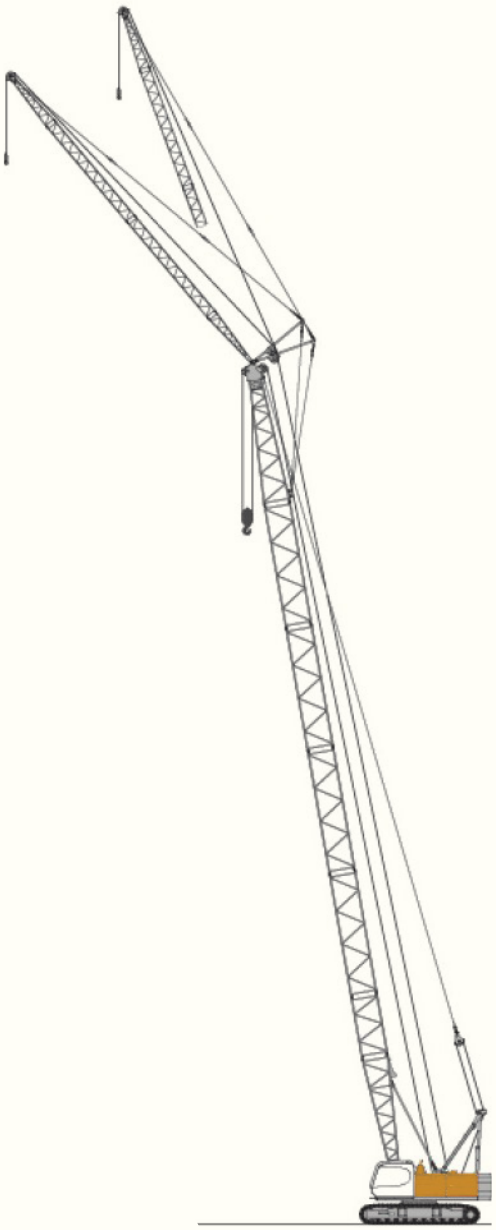

Main boom

Max. lifting capacity
7t x 20m

Max. boom, jib combination
46 + 18m

Min. Boom length
25m

NOTES | LOAD

1. The load charts are calculated according to EN13000.
2. The lifting capacities are for reference only. For actual lifting capacities please refer to the load chart in the cabin or operation manual. The lifting capacities as stated are only valid for lifting activities.
3. The rated loads shown are based on the machine on firm horizontal ground level.
4. The weights of the lifting accessoires (Hook Blocks, ropes, chains etc.) have to be deducted from the load capacities mentioned.
5. The maximum windspeed allowed can be selected within the software of the momentlimiter.
6. The radius will be calculated from the center of the machine to the position under the load.
7. The lifting capacities apply to 360 degree working.
8. Weights mentioned can vary depending on the scope of supply of the specific machine delivered, the content of the tank and the general acceptable tolerances.
9. The images in this brochure can show options which are not standard.

Type	Weight	Number of reevings and maximum lifting capacities										
		11	10	9	8	7	6	5	4	3	2	1
80t hook	1,06t	77,0	70,0	63,0	56,0	49,0	42,0	35,0	28,0			
25t hook	0,44t									21,0	14,0	
9t hook	0,25t											7,0
JIB length (m)		9			13,5			18			Runner	
Weight		1,20			1,38			1,56			0,1	

WORKING RANGE | MAIN

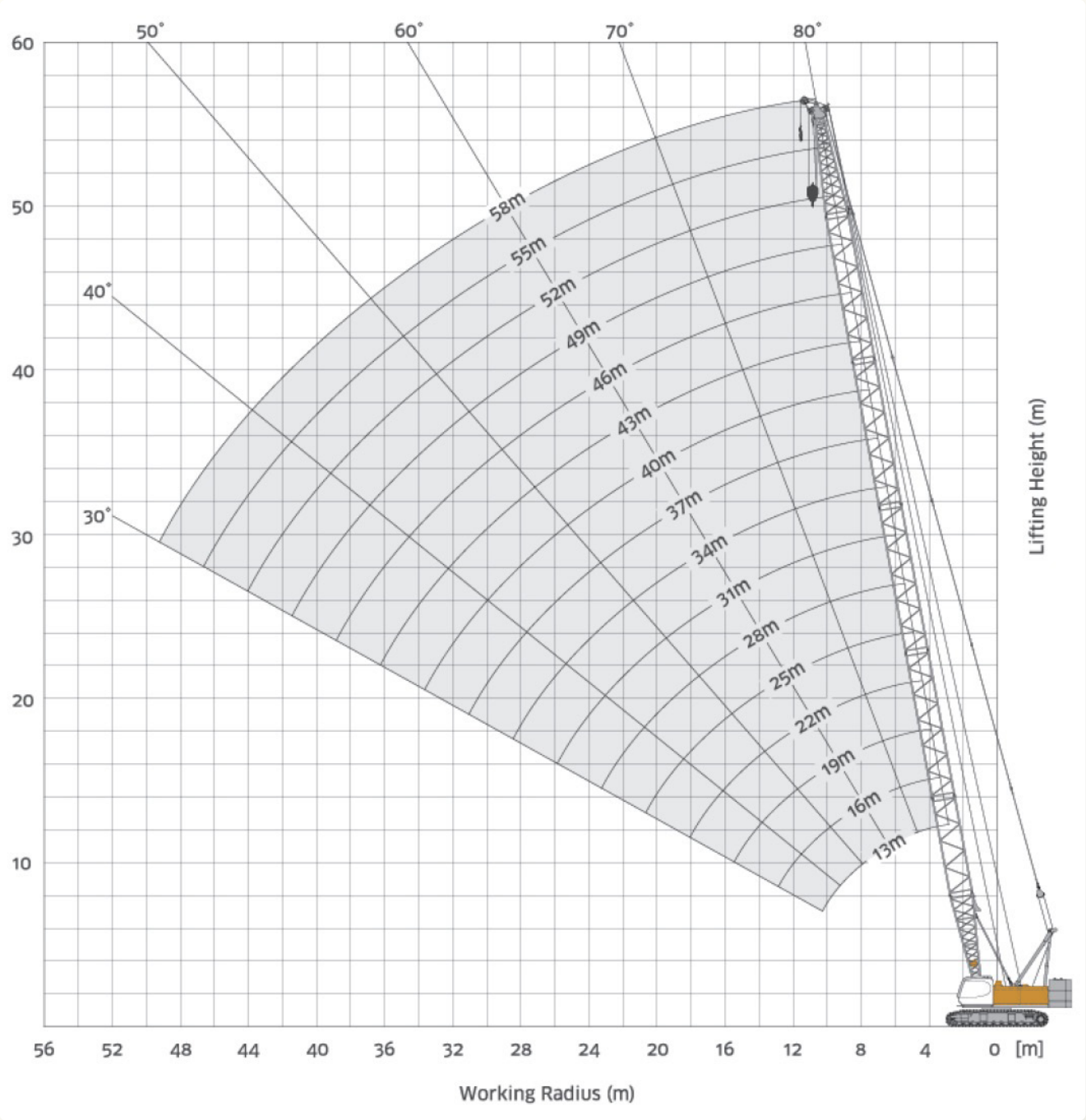

LOAD CHART | MAIN BOOM

Boom	13	16	19	22	25	28	31	34	37	40	43	46	49	52	55	58
Reeving	12*	11	9	8	7	6	5	5	4	4	4	3	3	3	3	2
Radius																
3,6	80.0*															
4,0	78.6*	4.1/72.9														
4,5	68,4	64,1	4.6/59.0													
5,0	59,6	56,2	53,3	5.1/49.3												
5,5	52,7	50,0	47,6	45,4	5.6/42.3											
6,0	47,3	45,0	43,0	41,1	39,4	6.2/36.7										
6,5	42,8	40,9	39,2	37,6	36,1	34,7	6.7/32.5									
7,0	38,6	37,4	36,0	34,5	33,3	32,1	30,9	7.2/29.0								
7,5	35,0	34,5	33,2	32,0	30,8	29,8	28,8	27,7	7.7/26.2							
8,0	31,9	31,7	30,8	29,7	28,7	27,8	26,9	25,9	25,1	8.2/23.7	8.8/21.3					
9,0	27,0	26,8	26,8	26,0	25,2	24,4	23,7	22,9	22,2	21,5	20,8	9.3/19.6	9.8/18.0			
10,0	23,4	23,2	23,2	23,0	22,4	21,7	21,1	20,4	19,9	19,2	18,6	18,2	17,6	10.4/16.5	10.8/14.7	
11,0	20,6	20,4	20,4	20,2	20,1	19,5	19,0	18,4	17,9	17,3	16,8	16,4	15,9	15,4	14,5	11.4/12.7
12,0	18,4	18,2	18,1	18,0	17,9	17,7	17,2	16,7	16,3	15,7	15,3	14,9	14,4	14,0	13,5	12,3
13,0	12.4/17.6	16,4	16,3	16,1	16,0	15,9	15,7	15,2	14,9	14,4	13,9	13,6	13,2	12,8	12,4	11,8
14,0		14,9	14,8	14,6	14,5	14,4	14,3	14,0	13,7	13,2	12,8	12,5	12,1	11,7	11,3	11,1
15,0		13,6	13,5	13,3	13,2	13,1	13,0	12,9	12,6	12,2	11,8	11,5	11,1	10,8	10,4	10,2
16,0			12,4	12,2	12,1	12,0	11,9	11,8	11,7	11,3	10,9	10,7	10,3	10,0	9,6	9,4
18,0			17.6/11.0	10,5	10,3	10,2	10,1	9,9	9,9	9,7	9,4	9,2	8,9	8,6	8,3	8,1
20,0				9,1	9,0	8,9	8,7	8,6	8,5	8,3	8,2	8,0	7,7	7,4	7,1	7,0
22,0				20.2/9.0	7,9	7,8	7,6	7,4	7,4	7,2	7,0	7,0	6,8	6,5	6,2	6,1
24,0					22.8/7.5	6,9	6,7	6,5	6,5	6,3	6,1	6,1	5,9	5,7	5,4	5,3
26,0						25.4/6.3	6,0	5,8	5,7	5,5	5,4	5,3	5,1	5,0	4,8	4,6
28,0							5,3	5,2	5,1	4,9	4,7	4,7	4,5	4,3	4,2	4,0
30,0								4,6	4,5	4,3	4,2	4,1	3,9	3,8	3,6	3,5
32,0								30.6/4.5	4,1	3,9	3,7	3,6	3,5	3,3	3,2	3,1
34,0									33.2/3.8	3,5	3,3	3,2	3,0	2,9	2,7	2,7
36,0										35.8/3.2	3,0	2,9	2,7	2,5	2,4	2,3
38,0											2,6	2,5	2,4	2,2	2,0	2,0
40,0											38.4/2.5	2,3	2,1	1,9	1,8	1,7
42,0												41.0/2.1	1,8	1,7	1,5	1,4
44,0													43.6/1.6	1,4	1,3	1,2
46,0														1,2	1,1	1,0
48,0														46.2/1.1	0,9	0,8
50,0															48.8/0.8	0,6
52,0																51.4/0.5

VIBRATORY CHART | MAIN BOOM

Boom	13	16	19	22	25	28	31	34	37
Reeving	12	11	9	8	7	6	5	5	4
Radius									
3,5	3.6/80.0*								
4,0	73,1	4.1/65.7							
4,5	63,1	58,5	4.6/53.4						
5,0	55,4	51,8	48,6	5.1/44.7					
5,5	49,4	46,4	43,8	41,4	5.6/38.3				
6,0	44,6	42,0	39,9	37,8	36,0	6.2/33.4			
6,5	40,6	38,4	36,5	34,7	33,2	31,7	6.7/29.5		
7,0	37,2	35,3	33,7	32,1	30,7	29,4	28,2	7.2/26.3	
7,5	34,4	32,7	31,2	29,8	28,6	27,5	26,4	25,3	7.7/23.7
8,0	31,8	30,4	29,1	27,8	26,7	25,7	24,7	23,7	22,9
9,0	27,0	26,6	25,6	24,5	23,6	22,8	21,9	21,1	20,4
10,0	23,4	23,2	22,8	21,9	21,1	20,4	19,7	18,9	18,3
11,0	20,6	20,4	20,3	19,7	19,1	18,4	17,8	17,1	16,6
12,0	18,4	18,2	18,1	17,9	17,3	16,8	16,2	15,6	15,2
13,0	12.4/17.6	16,4	16,3	16,1	15,9	15,4	14,8	14,3	13,9
14,0		14,9	14,8	14,6	14,5	14,2	13,7	13,2	12,8
15,0		13,6	13,5	13,3	13,2	13,1	12,7	12,2	11,9
16,0			12,4	12,2	12,1	12,0	11,8	11,3	11,0
18,0			17.6/11.0	10,5	10,3	10,2	10,1	9,9	9,6
20,0				9,1	9,0	8,9	8,7	8,5	8,4
22,0				20.2/9.0	7,9	7,8	7,6	7,4	7,4
24,0					22.8/7.5	6,9	6,7	6,5	6,5
26,0						25.4/6.3	6,0	5,8	5,7
28,0							5,3	5,2	5,1
30,0								4,6	4,5
32,0								30.6/4.5	4,1
34,0									33.2/3.8

* Special equipment needed
* Preliminary lifting table, may deviate after calculations / adjustments

WORKING RANGE / RUNNER

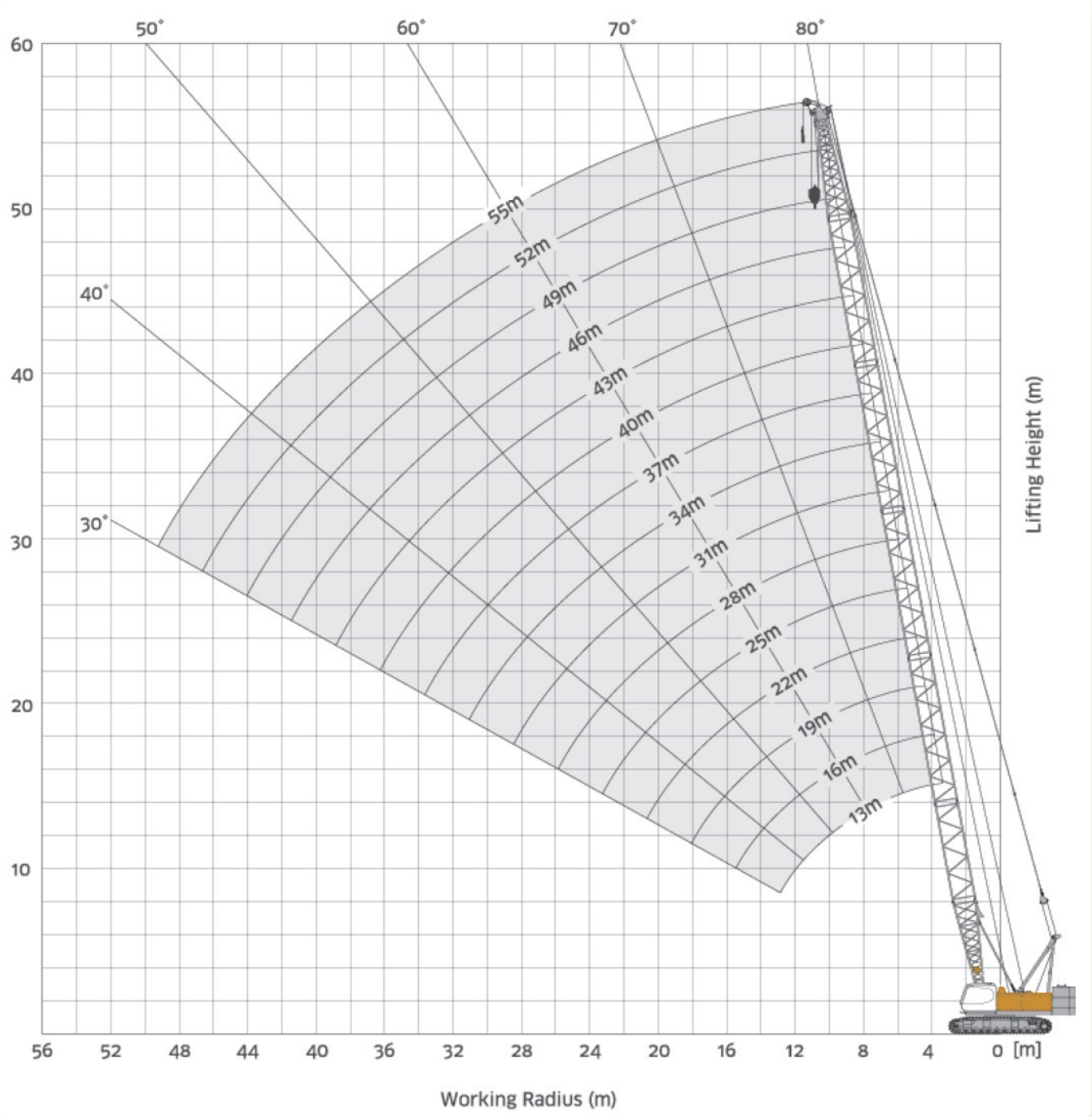

WORKING RANGE | MAIN

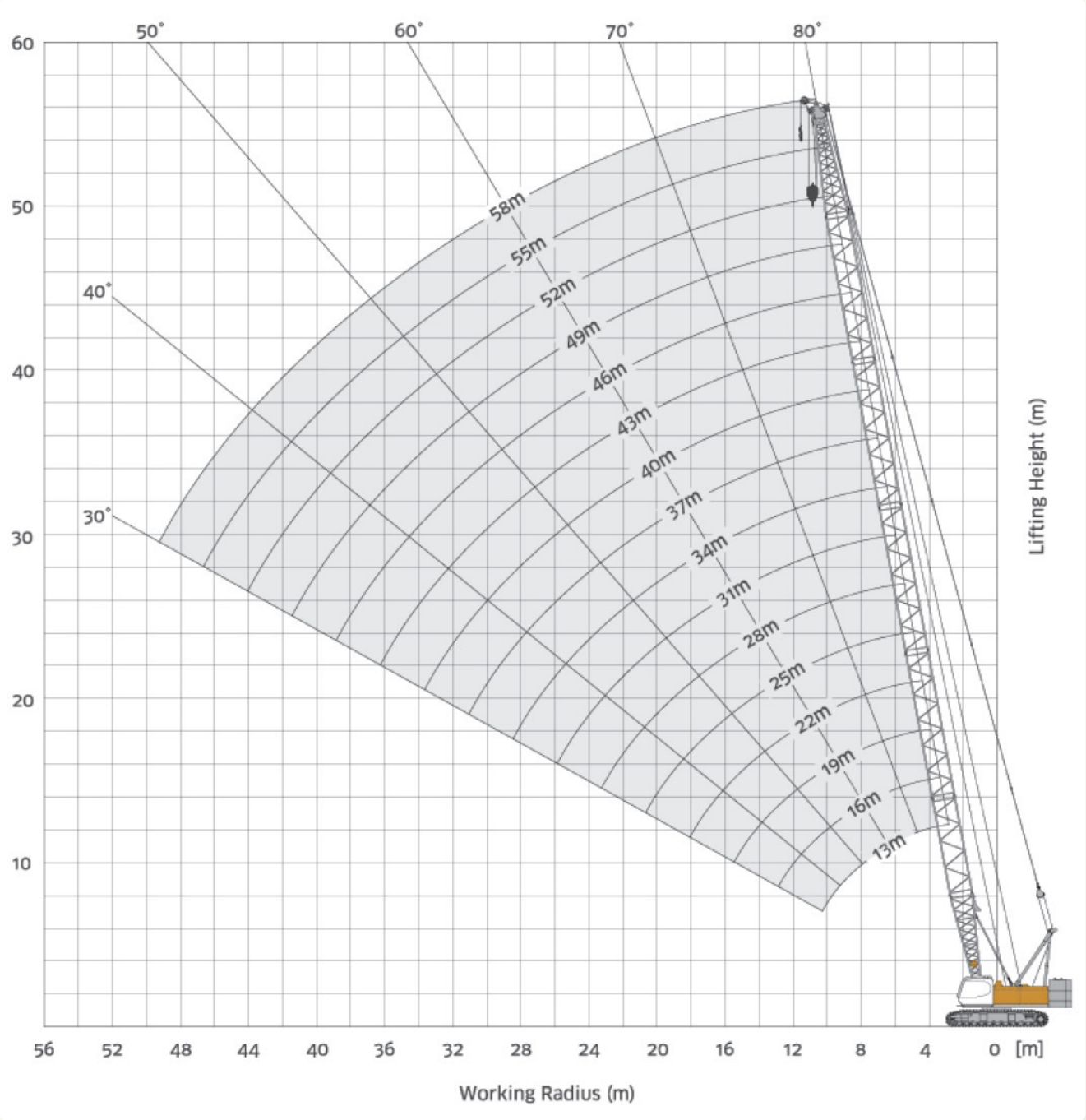

LOAD CHART | RUNNER

13m - 55m

360°

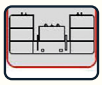
24t

Boom length / Working radius	13.0m	16.0m	19.0m	22.0m	25.0m	28.0m	31.0m	34.0m	37.0m	40.0m	43.0m	46.0m	49.0m	52.0m	55.0m
4.0m	7/4.55														
5.0m	7.0	7/5.07	7/5.59												
6.0m	7.0	7.0	7.0	7/6.11	7/6.64										
7.0m	7.0	7.0	7.0	7.0	7.0	7/7.16	7/7.68								
8.0m	7.0	7.0	7.0	7.0	7.0	7.0	7.0	7/8.2	7/8.72						
9.0m	7.0	7.0	7.0	7.0	7.0	7.0	7.0	7.0	7.0	7/9.24	7/9.76				
10.0m	7.0	7.0	7.0	7.0	7.0	7.0	7.0	7.0	7.0	7.0	7.0	7/10.3	7/10.8		
11.0m	7.0	7.0	7.0	7.0	7.0	7.0	7.0	7.0	7.0	7.0	7.0	7.0	7.0	7/11.3	7/11.8
12.0m	7.0	7.0	7.0	7.0	7.0	7.0	7.0	7.0	7.0	7.0	7.0	7.0	7.0	7.0	7.0
13.0m	7.0	7.0	7.0	7.0	7.0	7.0	7.0	7.0	7.0	7.0	7.0	7.0	7.0	7.0	7.0
14.0m	7/13.4	7.0	7.0	7.0	7.0	7.0	7.0	7.0	7.0	7.0	7.0	7.0	7.0	7.0	7.0
15.0m		7.0	7.0	7.0	7.0	7.0	7.0	7.0	7.0	7.0	7.0	7.0	7.0	7.0	7.0
16.0m		7.0	7.0	7.0	7.0	7.0	7.0	7.0	7.0	7.0	7.0	7.0	7.0	7.0	7.0
18.0m		7/16.3	7.0	7.0	7.0	7.0	7.0	7.0	7.0	7.0	7.0	7.0	7.0	7.0	7.0
20.0m			7/18.9	7.0	7.0	7.0	7.0	7.0	7.0	7.0	7.0	7.0	7.0	7.0	7.0
22.0m				7/21.5	7.0	7.0	7.0	7.0	7.0	6.9	6.8	6.7	6.6	6.5	6.4
24.0m					6.5	6.4	6.3	6.2	6.2	6.1	6.0	5.9	5.8	5.7	5.6
26.0m					6.5/24.1	5.8	5.7	5.6	5.5	5.4	5.3	5.2	5.2	5.1	5.0
28.0m						5.6/26.7	5.1	5.0	5.0	4.9	4.8	4.7	4.6	4.5	4.4
30.0m							4.8/29.3	4.6	4.5	4.4	4.3	4.2	4.1	4.0	3.9
32.0m								4.2/31.9	4.1	4.0	3.9	3.8	3.7	3.6	3.5
34.0m									3.7	3.6	3.5	3.4	3.3	3.3	3.2
36.0m									3.6/34.5	3.3	3.2	3.1	3.0	2.9	2.8
38.0m										3.1/37.1	2.9	2.8	2.7	2.6	2.6
40.0m											2.7/39.7	2.6	2.5	2.4	2.3
44.0m												2.3/42.3	2.0	1.9	1.9
48.0m													1.9/44.9	1.6/47.5	1.5
52.0m															1.3/50.1

* Preliminary lifting table, may deviate after calculations / adjustments

WORKING RANGE | FIXED JIB

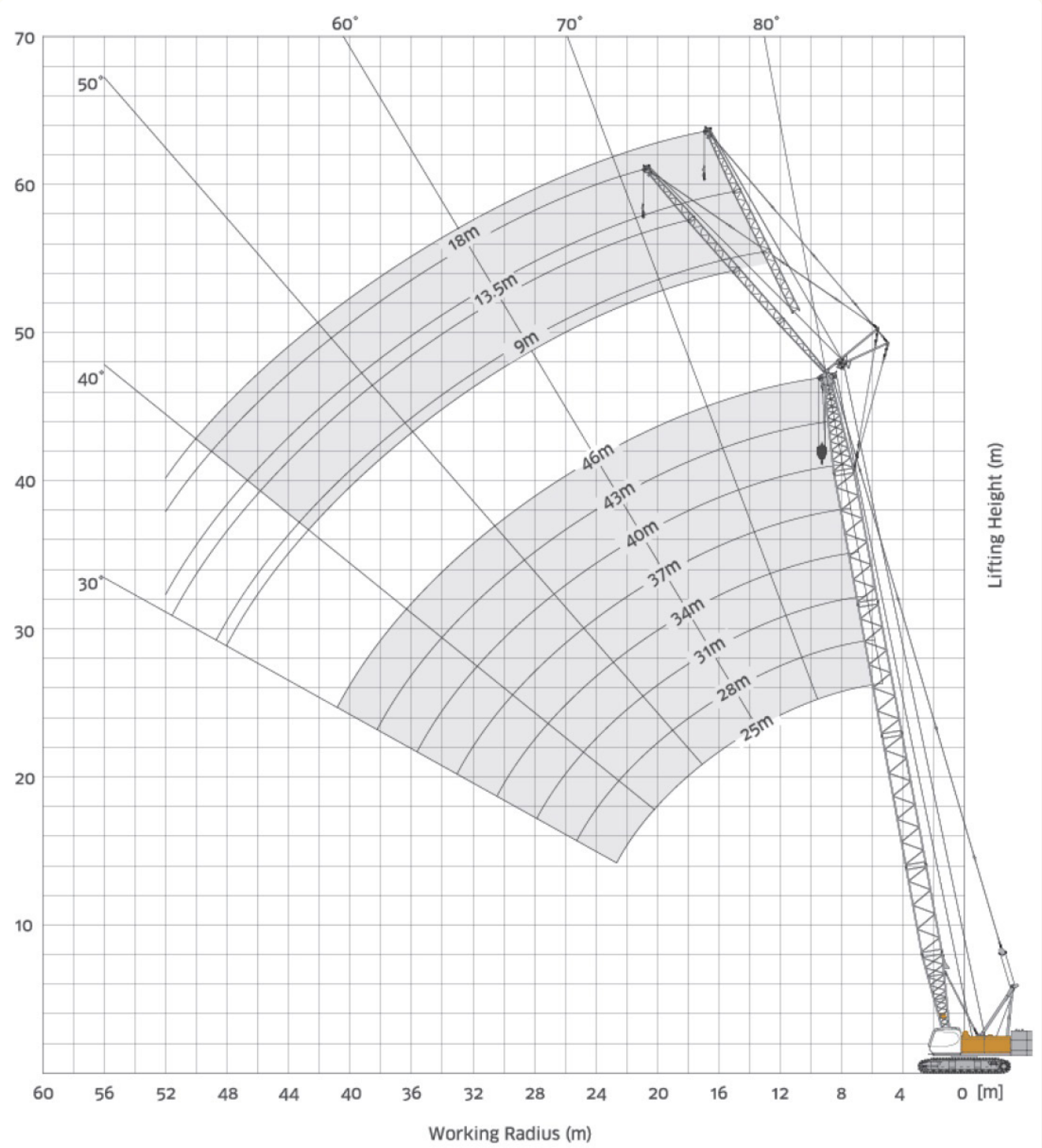

LOAD CHART | FIXED JIB

25m - 46m

360°

15° 30°
9m - 18m

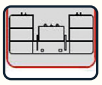
24t

Boom length	25m						28m					
Jib length	9.0m		12.0m		15.0m		9.0m		12.0m		15.0m	
Jib angle	15.0°	30.0°	15.0°	30.0°	15.0°	30.0°	15.0°	30.0°	15.0°	30.0°	15.0°	30.0°
10.0m	7.0						7.0					
11.0m	7.0						7.0					
12.0m	7.0	7.0	7.0				7.0	7.0	7.0			
13.0m	7.0	7.0	7.0				7.0	7.0	7.0			
14.0m	7.0	7.0	7.0		4.9		7.0	7.0	7.0		4.9	
15.0m	7.0	7.0	7.0	7.0	4.9		7.0	7.0	7.0	7.0	4.9	
16.0m	7.0	7.0	7.0	7.0	4.8		7.0	7.0	7.0	7.0	4.8	
18.0m	7.0	7.0	7.0	7.0	4.7	4.8	7.0	7.0	7.0	7.0	4.8	4.9
20.0m	7.0	7.0	7.0	7.0	4.6	4.6	7.0	7.0	7.0	7.0	4.7	4.7
22.0m	6.8	6.7	6.9	6.7	4.6	4.5	6.7	6.6	6.8	6.6	4.6	4.5
24.0m	6.0	6.0	6.1	6.0	4.5	4.3	5.9	5.9	6.0	5.9	4.6	4.4
26.0m	5.4	5.4	5.5	5.4	4.5	4.2	5.3	5.3	5.4	5.3	4.5	4.3
28.0m	4.9	4.9	5.0	4.9	4.4	4.1	4.7	4.8	4.9	4.8	4.5	4.1
30.0m	4.4	4.4	4.5	4.5	4.3	4.0	4.3	4.3	4.4	4.4	4.4	4.0
32.0m			4.1	4.1	4.1	3.9	3.9	3.9	4.0	4.0	4.1	4.0
34.0m			3.8	3.8	3.9	3.8	3.5	3.6	3.6	3.7	3.7	3.7
36.0m			3.5	3.5	3.5	3.5			3.3	3.4	3.4	3.4
38.0m					3.3	3.2			3.1	3.1	3.2	3.1
40.0m					3.0	3.0					2.9	2.9
42.0m											2.7	2.7

Boom length	31m						34m					
Jib length	9.0m		13.5m		18.0m		9.0m		13.5m		18.0m	
Jib angle	15.0°	30.0°	15.0°	30.0°	15.0°	30.0°	15.0°	30.0°	15.0°	30.0°	15.0°	30.0°
11.0m	7.0						7.0					
12.0m	7.0						7.0					
13.0m	7.0	7.0	7.0				7.0	7.0	7.0			
14.0m	7.0	7.0	7.0				7.0	7.0	7.0			
15.0m	7.0	7.0	7.0		4.9		7.0	7.0	7.0		4.9	
16.0m	7.0	7.0	7.0		4.9		7.0	7.0	7.0		4.9	
18.0m	7.0	7.0	7.0	7.0	4.8		7.0	7.0	7.0	7.0	4.8	
20.0m	7.0	7.0	7.0	7.0	4.7	4.8	7.0	7.0	7.0	7.0	4.8	4.8
22.0m	6.5	6.4	6.6	6.5	4.7	4.6	6.4	6.3	6.5	6.4	4.7	4.7
24.0m	5.8	5.7	5.9	5.8	4.6	4.5	5.7	5.6	5.8	5.7	4.6	4.5
26.0m	5.1	5.1	5.3	5.2	4.5	4.3	5.0	5.0	5.1	5.1	4.6	4.4
28.0m	4.6	4.6	4.7	4.7	4.5	4.2	4.5	4.5	4.6	4.6	4.5	4.3
30.0m	4.1	4.2	4.3	4.3	4.3	4.1	4.0	4.1	4.1	4.2	4.2	4.2
32.0m	3.7	3.8	3.9	3.9	3.9	3.9	3.6	3.7	3.7	3.8	3.8	3.9
34.0m	3.4	3.5	3.5	3.6	3.6	3.6	3.3	3.4	3.4	3.5	3.5	3.5
36.0m	3.1	3.1	3.2	3.3	3.3	3.3	3.0	3.0	3.1	3.2	3.2	3.2
38.0m			2.9	3.0	3.0	3.0	2.7	2.7	2.8	2.9	2.9	3.0
40.0m			2.7	2.7	2.8	2.8			2.5	2.7	2.6	2.7
42.0m					2.5	2.6			2.3	2.4	2.4	2.5
44.0m					2.3	2.4				2.1	2.2	2.3
48.0m											1.9	1.9

* Preliminary lifting table, may deviate after calculations / adjustments

LOAD CHART | FIXED JIB

25m - 46m

360°

15° 30°
9m - 18m

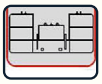
24t

Boom length	37m						40m					
Jib length	9.0m		13.5m		18.0m		9.0m		13.5m		18.0m	
Jib angle	15.0°	30.0°	15.0°	30.0°	15.0°	30.0°	15.0°	30.0°	15.0°	30.0°	15.0°	30.0°
12.0m	7.0						7.0					
13.0m	7.0						7.0					
14.0m	7.0	7.0	7.0				7.0	7.0	7.0			
15.0m	7.0	7.0	7.0				7.0	7.0	7.0			
16.0m	7.0	7.0	7.0		4.9		7.0	7.0	7.0		4.9	
18.0m	7.0	7.0	7.0	7.0	4.8		7.0	7.0	7.0	7.0	4.9	
20.0m	7.0	7.0	7.0	7.0	4.8	4.8	6.9	6.9	7.0	7.0	4.8	4.9
22.0m	6.3	6.2	6.4	6.3	4.7	4.7	6.1	6.1	6.3	6.2	4.7	4.8
24.0m	5.5	5.5	5.7	5.6	4.7	4.6	5.4	5.4	5.5	5.5	4.7	4.6
26.0m	4.9	4.9	5.0	5.0	4.6	4.5	4.8	4.8	4.9	4.9	4.6	4.5
28.0m	4.4	4.4	4.5	4.5	4.5	4.3	4.2	4.3	4.4	4.4	4.5	4.4
30.0m	3.9	4.0	4.0	4.1	4.1	4.1	3.8	3.9	3.9	4.0	4.0	4.0
32.0m	3.5	3.6	3.6	3.7	3.7	3.8	3.4	3.5	3.5	3.6	3.6	3.7
34.0m	3.2	3.3	3.3	3.4	3.4	3.4	3.0	3.2	3.1	3.3	3.2	3.3
36.0m	2.8	2.9	3.0	3.1	3.1	3.1	2.7	2.8	2.8	3.0	2.9	3.0
38.0m	2.6	2.6	2.7	2.8	2.8	2.9	2.4	2.5	2.6	2.7	2.7	2.8
40.0m	2.3	2.4	2.4	2.6	2.5	2.6	2.2	2.3	2.3	2.5	2.4	2.5
42.0m	2.1	2.1	2.2	2.3	2.3	2.4	2.0	2.0	2.1	2.2	2.2	2.3
44.0m			2.0	2.1	2.1	2.2	1.8	1.8	1.9	2.0	2.0	2.1
48.0m					1.7	1.8			1.5	1.6	1.6	1.7
52.0m											1.3	1.4

Boom length	43m						46m					
Jib length	9.0m		13.5m		18.0m		9.0m		13.5m		18.0m	
Jib angle	15.0°	30.0°	15.0°	30.0°	15.0°	30.0°	15.0°	30.0°	15.0°	30.0°	15.0°	30.0°
13.0m	7.0											
14.0m	7.0						7.0					
15.0m	7.0	7.0	7.0				7.0		7.0			
16.0m	7.0	7.0	7.0				7.0	7.0	7.0			
18.0m	7.0	7.0	7.0	7.0	4.9		7.0	7.0	7.0	7.0	4.9	
20.0m	6.8	6.8	7.0	6.9	4.8		6.7	6.7	6.9	6.8	4.8	
22.0m	6.0	6.0	6.2	6.1	4.8	4.8	5.9	5.8	6.1	6.0	4.8	4.8
24.0m	5.3	5.3	5.4	5.4	4.7	4.7	5.2	5.2	5.3	5.3	4.7	4.7
26.0m	4.7	4.7	4.8	4.8	4.7	4.6	4.6	4.6	4.7	4.7	4.7	4.6
28.0m	4.1	4.2	4.3	4.3	4.4	4.4	4.0	4.1	4.1	4.2	4.2	4.3
30.0m	3.7	3.8	3.8	3.9	3.9	3.9	3.6	3.7	3.7	3.8	3.8	3.9
32.0m	3.3	3.4	3.4	3.5	3.5	3.6	3.2	3.3	3.3	3.4	3.4	3.5
34.0m	2.9	3.1	3.0	3.2	3.1	3.2	2.8	3.0	2.9	3.1	3.0	3.1
36.0m	2.6	2.7	2.7	2.9	2.8	2.9	2.5	2.6	2.6	2.8	2.7	2.8
38.0m	2.3	2.4	2.4	2.6	2.5	2.7	2.2	2.3	2.3	2.5	2.4	2.6
40.0m	2.1	2.2	2.2	2.4	2.3	2.4	2.0	2.1	2.1	2.3	2.2	2.3
42.0m	1.8	1.9	2.0	2.1	2.1	2.2	1.7	1.8	1.8	2.0	1.9	2.1
44.0m	1.6	1.7	1.8	1.9	1.9	2.0	1.5	1.6	1.6	1.8	1.7	1.9
48.0m			1.4	1.5	1.5	1.7	1.2	1.2	1.3	1.4	1.4	1.6
52.0m				1.1	1.2	1.3			1.0	1.0	1.1	1.2

* Preliminary lifting table, may deviate after calculations / adjustments

BOOM & FIXED JIB CONFIGURATIONS

Boom configurations

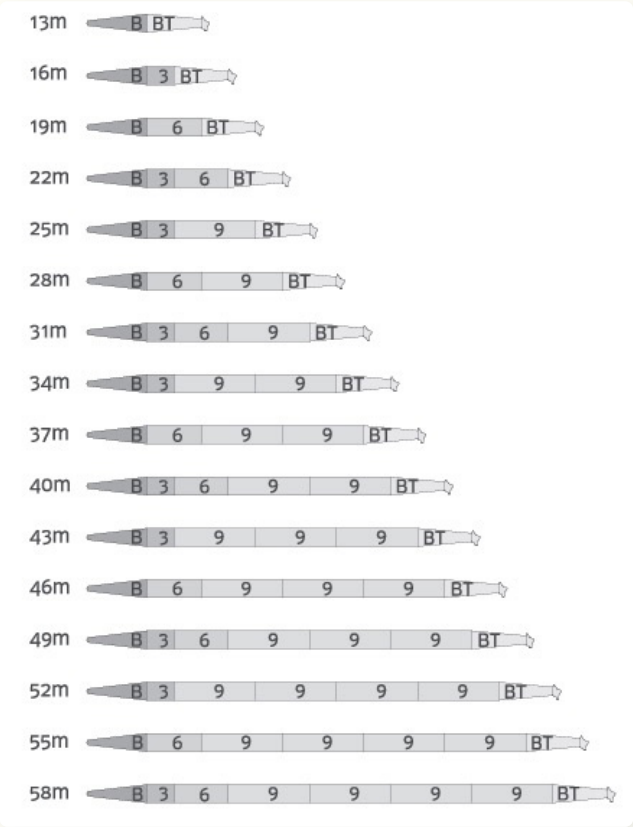

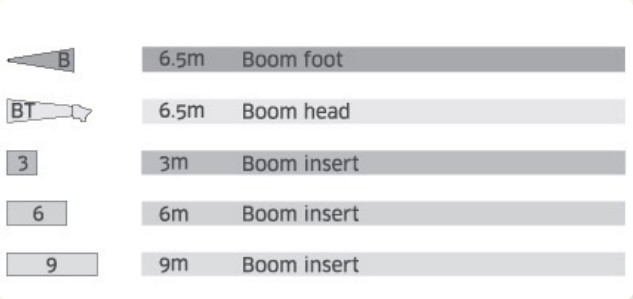

Fixed jib configurations

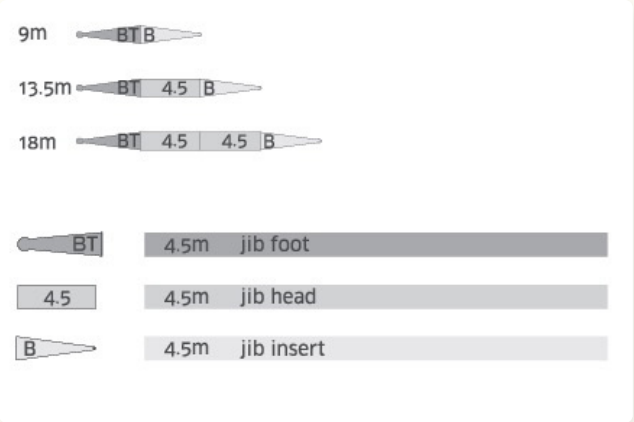

TRANSPORT, DIMENSIONS & WEIGHTS

Basic machine 1x

Length: 12,99m
Width: 3,26m
Height: 3,25m
Weight: 41.000 kg

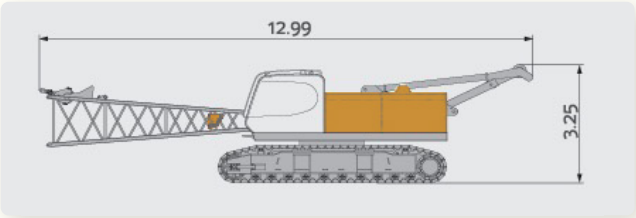

Upperbody + Crawlers 1x

Length: 8,29m
Width: 3,26m
Height: 3,25m
Weight: 39.885 kg

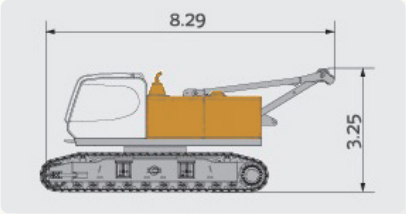

Upperbody 1x

Length: 7,81m
Width: 3,26m
Height: 2,86m
Weight: 21.459 kg

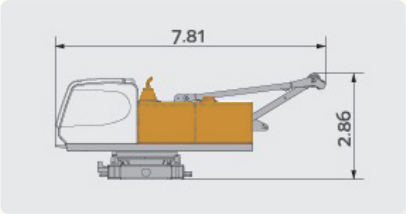

Crawlers 2x

Length: 6,03m
Width: 0,80m
Height: 1,03m
Weight: 9.213 kg

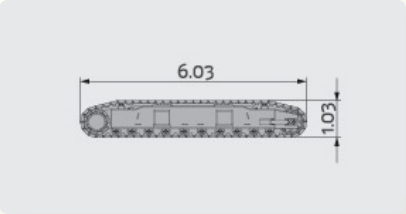

TRANSPORT, DIMENSIONS & WEIGHTS

Base counterweight 1x

Length: 3,25m
Width: 1,31m
Height: 0,83m
Weight: 6.864 kg

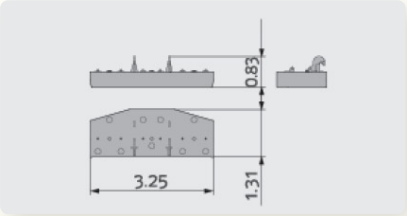

Counterweight 1 2x

Length: 1,31m
Width: 1,04m
Height: 0,84m
Weight: 3.457 kg

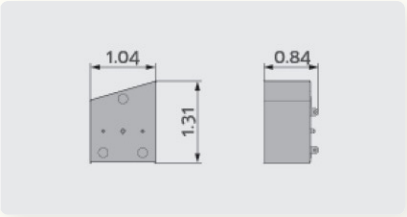

Counterweight 2 2x

Length: 1,31m
Width: 1,04m
Height: 0,84m
Weight: 3.406 kg

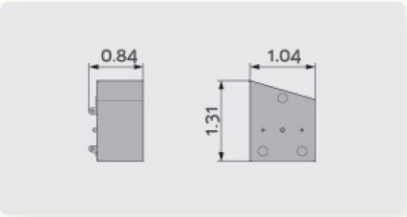

Counterweight 3 1x

Length: 1,16m
Width: 1,04m
Height: 0.96m
Weight: 3.254 kg

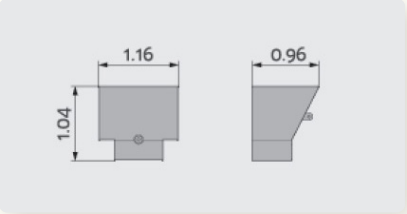

TRANSPORT, DIMENSIONS & WEIGHTS

Lower boom 1x

Length: 6,65m
Width: 1,40m
Height: 1,76m
Weight: 1.115 kg

Boom extension 3m 1x

Length: 3,15m
Width: 1,15m
Height: 1,65m
Weight: 404 kg

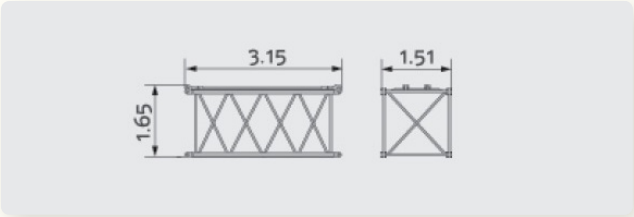

Boom extension 6m 1x

Length: 6,15m
Width: 1,51m
Height: 1,65m
Weight: 649 kg

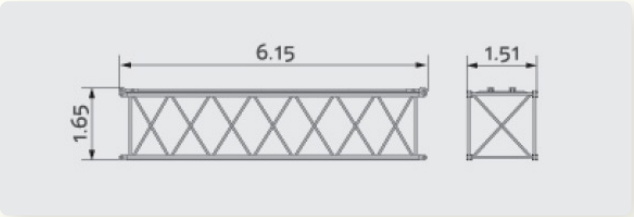

Boom extension 9m 4x

Length: 4,85m
Width: 0,64m
Height: 0.76m
Weight: 270 kg

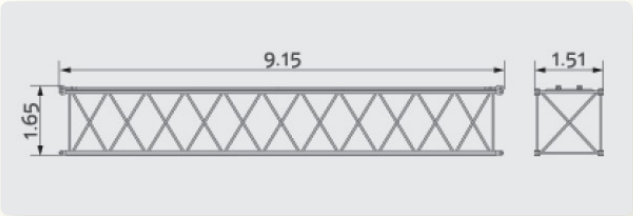

LOAD CHART | FIXED JIB

Boom head 1x

Length: 7,05m
Width: 1,51m
Height: 1,61m
Weight: 1.169 kg

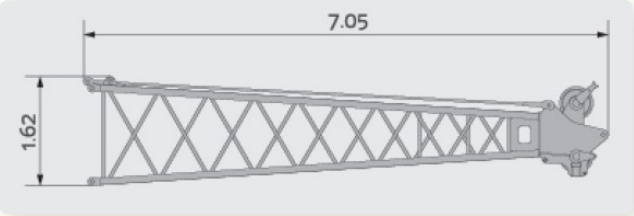

Runner 1x

Length: 1,10m
Width: 0,59m
Height: 0,49m
Weight: 326 kg

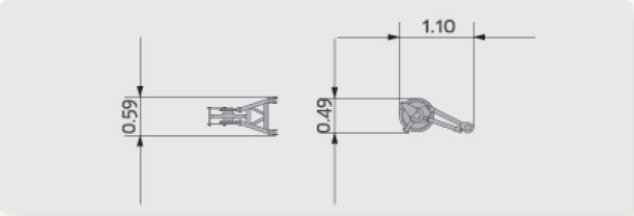

Lower boom fixed jib 1x

Length: 4,58m
Width: 0,64m
Height: 0,59m
Weight: 195 kg



Fixed jib extention 4,5m 1x

Length: 4,58m
Width: 0,64m
Height: 0,59m
Weight: 145 kg

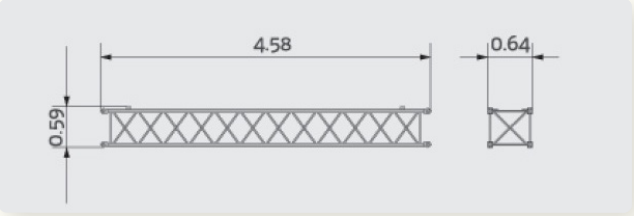

Boom head fixed jib 4x

Length: 4,85m
Width: 0,64m
Height: 0,76m
Weight: 270 kg

TRANSPORT, DIMENSIONS & WEIGHTS

Strut fixed jib 1x

Length: 4,43m
Width: 0,61m
Height: 0,66m
Weight: 327 kg

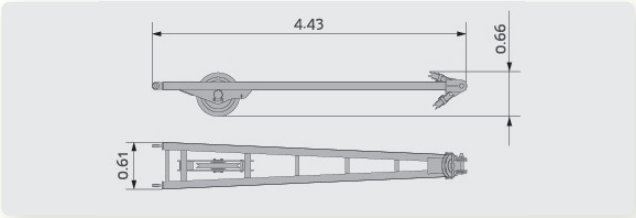

80t hook

Length: 1,92m
Width: 0,68m
Height: 0,54m
Weight: 1.060 kg

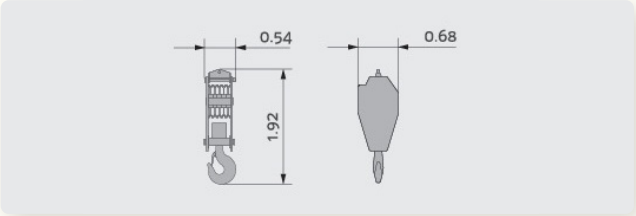

25t hook

Length: 1,64m
Width: 0,68m
Height: 0,36m
Weight: 435 kg

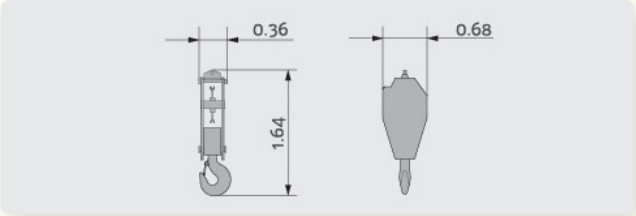

9t hook

Length: 0,95m
Width: 0,36m
Height: 0,36m
Weight: 250 kg

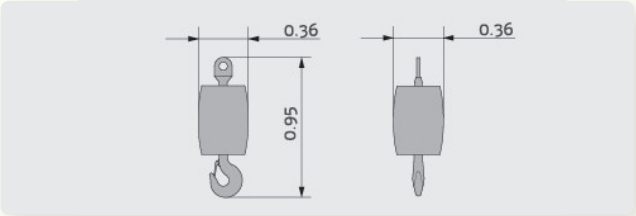

PV-E CRANE

PV-E Crane B.V.
Everdenberg 17
4902 TT Oosterhout
The Netherlands

+31 (0)184 - 425 949
www.pv-ecrane.com
info@pvecrane.com

THE NEW STANDARD IN ELECTRIC CRAWLER CRANES